2025

2026 4

2025

2025

20

GSK 2024 12

2025 HPV

2026 4

2025

2025 25 5

102 3

“ ”

14.36

“ ”

“

” “ ”

10 “ +N ”

“ ”

26

2025

“ ” “ ”

“ ”

Ŏ

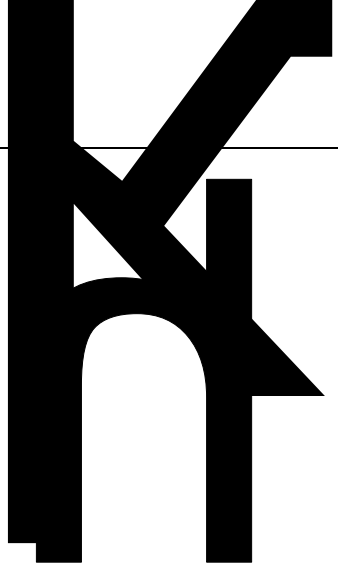

2025





(

q

ɔ

)

q

2025

1

2

. 5
. 12
. 17
. 50
. 75
. 83
. 92
. 95

2025

CDC

( )

M

/MSD

Merck

GSK

GMP

-

-

$ACYW_{135}$

A ÃC Y W_{135}

2

$ACYW_{135}$

A C

AC

AC

	8 A 8

□

□

□

¾

□

1

□

2

□

□

□

1 ——

□

1 ——

“ ” “ ”

2025 4

“ ”

“ ” “ ” “

”

“ ”

2025

89.58 147.23

“ ”

2002 “

” “ ” “

” “ ”

“ & ”

15 1

	/
	"

		/

[redacted]

“ ”

“ ”

Ż ظم

“ +N ” “ & ”

15 $ACYW_{135}$

26 I

I/II ZFA02 I/II

I/ -Hib I

ZFA02 ZFA02

CHO mRNA

ZFA01 CHO HK.3-JN.1

mRNA MVA

CA111

“ - - ”

“ ”

“ ” “ ” mRNA

“ ”

2

		2025	2024	(%)

3

25 5

26

WHO Gavi Unicef

“ ”

“

& ”

“ ”

GLP-1

	אC		ø Î		

89 77

	/

	/

	/

3 “ & ”

GLP-1

GLP-1

“ & ”

1

3

“ ”

“

2008

100%



Rs Ď

2 **10%**

□

	8,868,018,878.71	8,067,445,030.69	9.03%	-65.66%	-56.92%	-67.14%
	1,186,884,210.68	348,731,455.96	70.62%	1.23%	48.49%	-11.69%
	7,681,134,668.03	7,718,713,574.73	-0.49%	-68.84%	-58.26%	-101.96%
	326,765,665.33	317,794,033.77	2.75%	-64.48%	-53.46%	-89.32%
	1,033,240,709.64	1,024,589,165.68	0.84%	-67.84%	-56.59%	-96.83%
	540,141,540.55	517,343,551.91	4.22%	-66.48%	-56.79%	-83.57%
	1,208,469,197.59	1,101,604,859.90	8.84%	-60.69%	-48.20%	-71.33%
	2,611,714,747.72	2,303,679,531.64	11.79%	-69.22%	-62.95%	-55.88%
	1,292,813,696.27	1,172,431,730.28	9.31%	-70.32%	-62.91%	-66.03%
	1,823,045,764.82	1,614,063,952.07	11.46%	-56.06%	-45.69%	-59.61%
	31,827,556.79	15,938,205.44	49.92%	79.77%	52.36%	22.02%

1

□

3

□

30%

□ nˆ

Ќ

□

□

□

5

□

□

1

□

2

□

□

3

1

□ ₃

2□

4

1

□

2

□

1

□

2

□

5

		51% GLP-1

□

“ ”

“

”

1 “ & ”

“ & ”

2 “ & ”

“ & ”

GLP-1

3] **0**

“ ”

6

□

□

“ ”

“ ”

□

“ ”

“ ”

“ ”

“ ”

2024-03

“ ”

“ ”

2 ——

1

3

2

9 3 1

4

6

3 5

< >

< >

1

3

4

5

126 4

www.cninfo.com.cn

2024

“ 2025 ”

3

4

5

□

□

1

□

			2025 10 28	
			2025 10 28	

2

1

1953 10

2

1980 9

3

1965 11 2008

4

1963 12

2010

5

1982 11

2014

6

1986 8 2010

1

1964 11

2

1969 5

3

1959 11

,

1

1960 11

2009

2

1978 10 2011

3

1969 8 2007

4

1982 11

2005

5

1987 8 2021

6

1966 10 2009

7

1986 12 2019

2021

8

1988 9 2010

9

1986 12 2012

10

1981 10 2017

11

1987 11 2010

12

1981 1 2014

□

□

			2014 11 01		
			2021 12 14		
			2005 07 01		
			2017 12 15		

□

			2014 05 09		
			2016 03 09		
			2014 05 09		
			2016 08 04		
			2005 11 01		
			2023 06 08	2026 06 07	
			2022 04 18	2028 04 27	
			2023 10 18	2026 10 17	
			2004 08 01		

2022

2024

2025 2024 378

20.8

1

	6	6	0	0	0		3
	6	6	0	0	0		3
	6	0	6	0	0		3
	6	0	6	0	0		3
	6	6	0	0	0		3
	6	6	0	0	0		3
	6	5	1	0	0		3
	6	4	2	0	0		3
	6	6	0	0	0		3

2

□

3

□

2024

2025 4 9

2024

2025

2024

2024

2024

2025 4 18

2024

2024

2024

2025

2024

2025

2025 8 14 <2025

> p Ÿ

<2025

>

2

“ ”

“

”

1

2

3

“ ”

“ ”

“ ” “ ”

“ ”

“ ” K ,

4

□

□

3 ——

2024 e

□

10	0
10	0
10	0
	2,393,789,747
	0
	0
R א " 8	*

2

□

	1,923	43,650,000	2022 2022 3 18 12 2023 3 17 2025 10 28 24 2028 3 10	1.82%	

2022 1 28

2022 2 14 2022

2022

2022

160,000 160,000

1

2000 14

4 3 7 54,200

33.88% 105,800 ز (,

24

2028 3 10

□

□

2022

□

□

□

□

3

□

1

2

□

1

	2026 04 28

	http://www.cninfo.com.cn
	100.00%
	100.00%

:

≥ 5%

≥ 3%

≥

5%

:

2% ≤ <

5%

1.5% ≤

< 3%

2% ≤

< 5%

:

< 2%

< 1.5%

<

2%

		0
		0
		0
		0

2

□

2025 12 31

	2026 04 28
	http://www.cninfo.com.cn

□

□

□

□

2025

1

□

				2010 09 28		
				2010 09 28		
			2007 2008	2010 09 28		
			2025 4 22 2026 4 22	2025 04 22	2026 04 22	

“

”

□

□

□

.

	180
	8
	5 3

□

□

2025

XYZH/2026BJAA11B0299

3

□

2

3

1

□

2

□

4

GSK

]

□

1

□

				1		2	3 = 2 / 1						
2025		2025 10 10	50,000.00	49,966.25	23,000.00	23,000.00	46.03%	0	0	0.00%	26,966.25		0
	--	--	50,000.00	49,966.25	23,000.00	23,000.00	46.03%	0	0	0.00%	26,966.25	--	0

2

□

3

□

4

□

□

□

1

	979,483,499	40.92%	0	0	0	638	638	979,484,137	40.92%
1	0	0.00%	0	0	0	0	0	0	0.00%
2	0	0.00%	0	0	0	0	0	0	0.00%
3	979,483,499	40.92%	0	0	0	638	638	979,484,137	40.92%
	0	0.00%	0	0	0	0	0	0	0.00%
	979,483,499	40.92%	0	0	0	638	638	979,484,137	40.92%
4	0	0.00%	0	0	0	0	0	0	0.00%

.9% .499

□

2025 11 18 2025

2,550 1,912

10 ——

100%

638

□

□

□

□

2

□

869,680,125	0	0	869,680,125									
						75%						25%
97,200,000	0	0	97,200,000									
						75%						25%
12,600,000	0	0	12,600,000									
						75%						25%
1,462	0	0	1,462									
						75%						25%
								2025			6	
1,912	638	0	2,550	11 18	18	2026	5	2026 2028	5 3	18 22		
					100%							

1

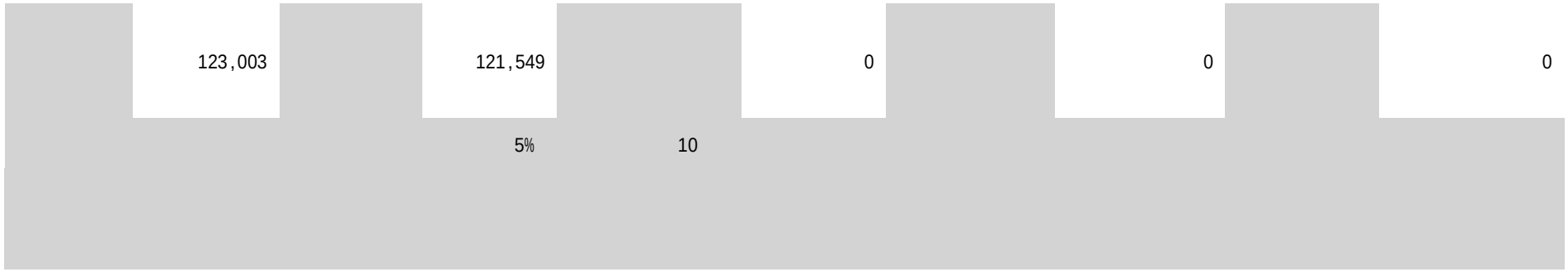

	123,003		121,549		0		0	0
			5%	10				
			48.44%	1,159,573,500	0	869,680,125	289,893,375	119,250,000
			5.41%	129,600,000	0	97,200,000		

		0.70%	16,800,000	0	12,600,000	4,200,000		0
10								
	1 10 2 13 2022 3 10 4							
/								
10								
10								

	289,893,375		289,893,375
	79,999,200		79,999,200
	32,400,000		32,400,000
	31,150,790		31,150,790
	21,469,002		21,469,002
300	19,870,307		19,870,307
	19,021,041		19,021,041
	17,738,657		17,738,657
13	17,575,500		17,575,500
	16,605,474		16,605,474

10	10	1 2	10
10			

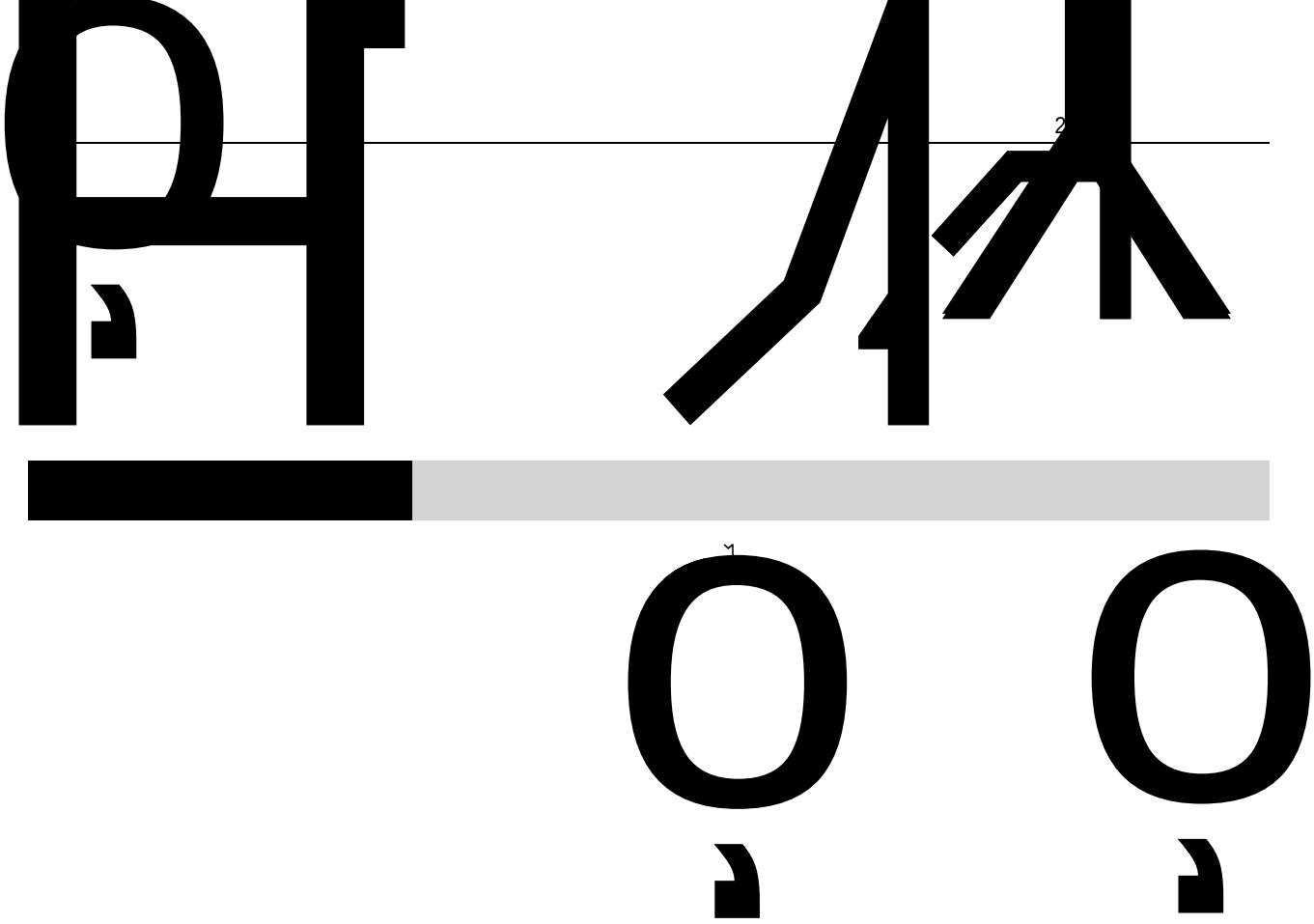



□

4

80%

□

5 10%

□

6

□

□

□

□

□

□

□

1

2025	25 K1	134521	2025 09 26	2025 09 26	2028 09 26	50,000	2.90%	2026 2028 9 26	
	“25 K1”								
	“25 K1”								

□

2

□

3

2025		32	-		023-67754165
2025		8 A 9			010-59675242
2025		8 A 32	-		010-82255588

□

4

134521	25 K1	50,000.00	23,000.00	2666	ژ ۵ ۷

55

□

□

	2.80	2.29	21.91%
	49.22%	39.86%	9.36%
	1.31	1.11	18.25%
	-1,474,379.64	196,255.38	-851.26%
EBITDA	-144.37%	20.81%	-165.18%
	-51.78	14.41	-459.43%
	14.69	-26.18	-156.08%
EBITDA	-47.25	16.96	-378.67%
	100.00%	100.00%	0.00%
	100.00%	100.00%	0.00%

2026 04

6 2025 12
31 1,839,927.79
1,339,588.81
500,338.98
72.81%

2.

3 2025
12 31
1,344,621.18
228,153.11
1,116,468.07
35.20%

39 2025

895,843.54 65.61%





( )

○

₺32	

-19,581,801.51

-65,311,034.01

4

5

7



8

(“ ” “ ” “ ”)

239,378.9747 1 50

“ ”

2009 9 7

91500000203049808L

2009 8

2009 6 30 374,761,827.09 1 0.9606 36,000

14,761,827.09 62% 29%

6% 1% 1% 1%

“ [2009] 171 ” 2009 8 16

36,000

2010 8 24

[2010]1158

4,000 2010 9 13

4,000 37.98

“ [2010] 237 ” 2010 9 16

40,000,000.00

1,519,200,000.00

76,864,000.00 9,133,052.15

1,433,202,947.85 40,000,000.00

1,393,202,947.85 2014 5 16 2013

10 10 400,000,000.00

800,000,000.00 2016 3 22

2015 10 10

800,000,000.00 1,600,000,000.00 2023 4 20

2022 10 4

10 1 1,600,000,000.00 2,400,000,000.00 2024 3 11

6,210,253

2,400,000,000.00 2,393,789,747.00

2026 4 26

7

“ ” “ ”

1

(“ ”) (
“ ”) 15 — 2023

2

2025 12 31 12

1

2025 12 31

2025

2

1 1 12 31

3

12

4

5

□

		0.5%
1	1	≥1000

“

”

2

“ ”

11

1

1 2

“ ”

2

1

2

3

4

14

ς

ᾷ

“ ”

نم

16

2

		20-35	5	2.71-4.75
		1-12	5	7.92-95.00
		4-10	5	9.50-23.75
		3-5	5	19.00-31.67

18

2





22

1

GMP

23

24

1

صحح طی

4

25

26

1

2

3

1

2 “ ”

3

4

5

1

2

2 ל 7





30

1

□

2

1

		3% 5% 6% 9% 13%
		5% 7%
		15%
		3%
		2%

	20%
	25%
	25%

2

1

2

3

1

3

4

5

4

1

1

2

3

5

5 ā ę

ý

1



9

1

2

10

1

2

3

4

11

1

2

12

1

2

13

1

2

14

1

2

2

3

17

18

19

1

20

21

22

1

2 **1**

23

1

1

24

1

25

26

1

2

29

30

1

31

1

2

32

33

38

39

43

44

45

46

47

2

3

2

ə

1

1

1

2

3

1

(1)

(2)

2

3

(4)

	370,000,000.00	75,000,000.00	45,000,000.00	400,000,000.00

1 2020 5

2 2025 3 21

“ ” “ ”

4

CA505

50% CA507

2027 12 31

5

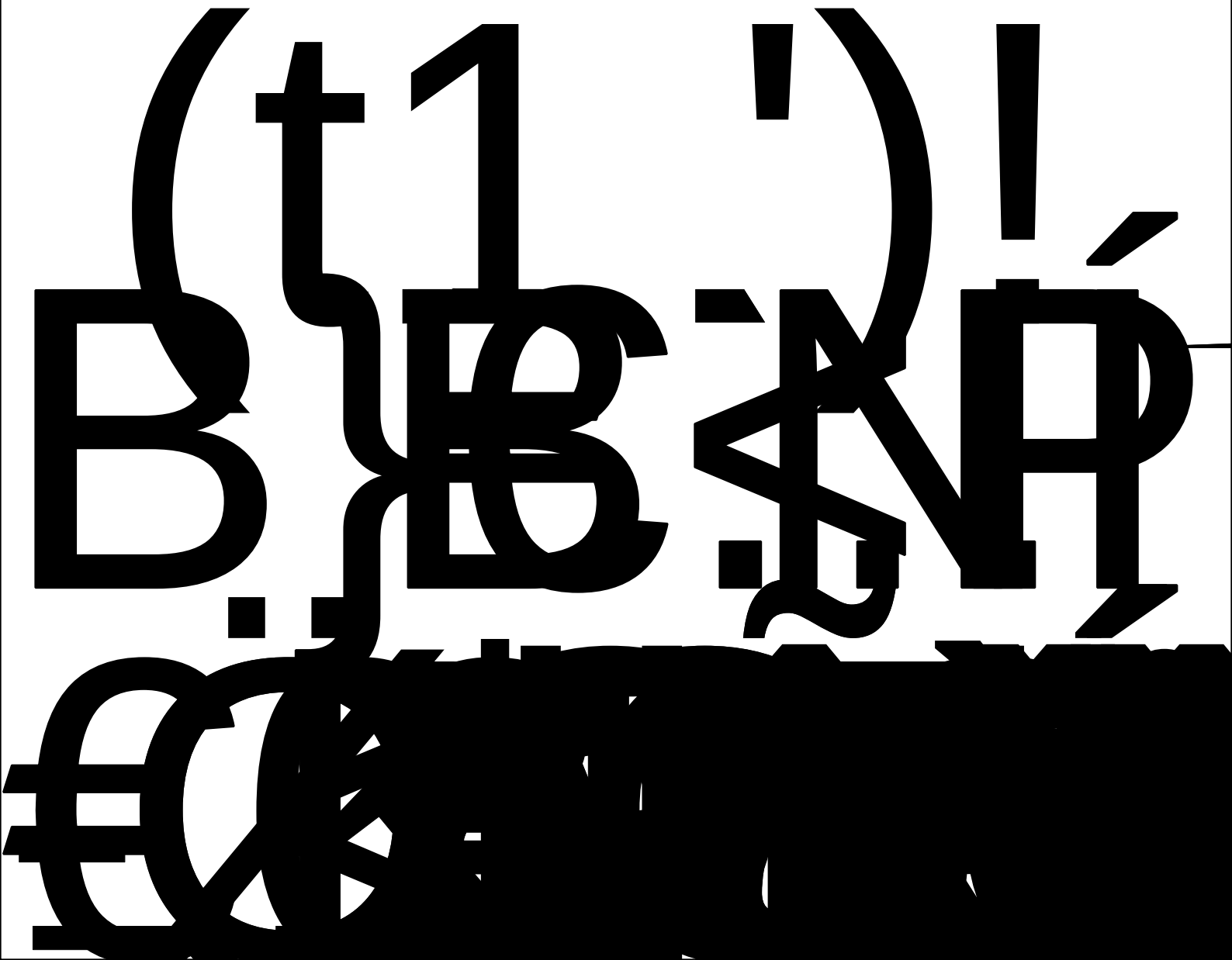

[illegible]

1ypB¢€

1

1





1

1

2

1

2

3

